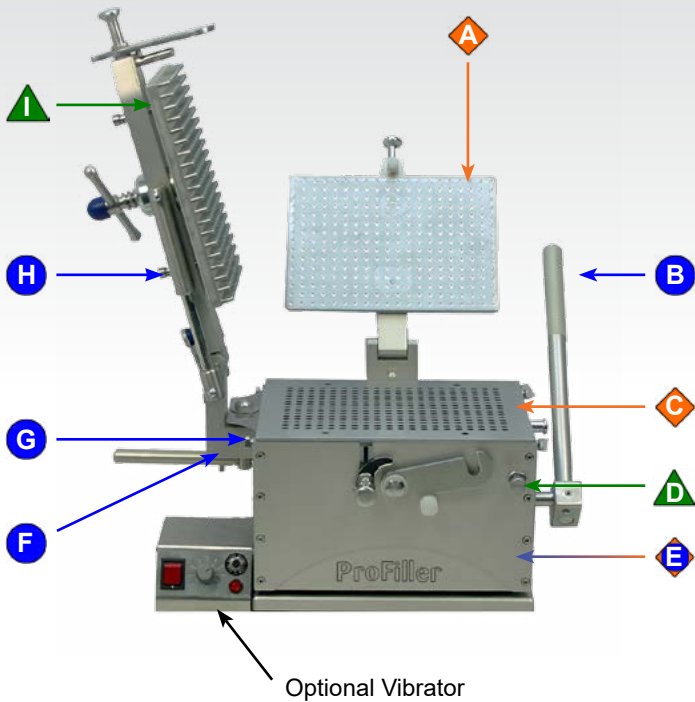


20+ design features make ProFiller the Bench-Top Fillers of Choice



- A** Inox (SS316) Locking Plate. No rubber pad to wear out or clean.
- B** Rear locking handle for fast, easy movement across front of machine.
- C** Dishwasher safe Inox (SS316) powder contact parts including Bottom Plate (not visible).
- D** Adjustable capsule body height for over-filling of capsules.
- E** Base Frame in light-weight anodized aluminum or upgrade to Inox (SS316).
- F** Cam position indicator, great for training new operators.
- G** Over-size thumb screws for easy size change over.
- H** Dual springs make Tamper easier to lower & raise.
- I** Tamper pin size range optimized for faster filling & higher fill weights. Size ranges: 00, 0-1, 2-3, 4, 5, 000 & 00el.

● Ease of Use ◆ GMP ▲ Speed




J Body Sheets fully separate for easy cleaning & visual verification of cleaning.




K Cover for gear mechanism & Vibrator to minimize powder entry (inside view).



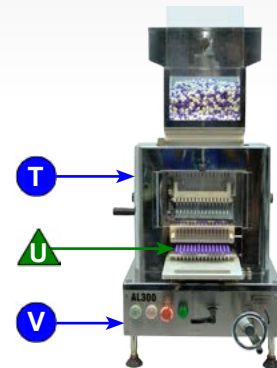
L Powder Tray is double-depth for faster spreading.
M Multi-use Push Plate speeds up operations.



N 2-piece Hand-Held Orienter. Shake only the lightweight Orienter Tray.
O Locking indicator confirms capsules are fully locked.
P Locating holes in Orienter and tapered locating pins for fast & accurate orientation of capsules into Caps Tray.



Q Orienter Base common for Size 00-4. Traditional European style Orienter for operators who prefer it.
R Guide lines to locate Caps Tray for partial batches
S Locking indicator confirms capsules are fully locked.



T Change Parts fit adjustment free. All screws use same size Allen key.
U Direct transfer of capsules from Orienter into Caps Tray. Transfer Plate step eliminated.
V All factory settings marked for fast and easy re-set if required. See Manual.
W Easy access lubrication points on side of machine.